

TABLE OF CONTENTS

Introduction	12	
Getting Started	13	
 Birding 101	 15	
Four Keys to Bird Identification	16	
Using Field Marks to Identify Birds	28	
Use Merlin to See the Possibilities	30	
Tips for Beginning Bird Watchers	31	
Listening to Birds	34	
Photographing Birds	36	
Digiscoping	38	
 Attracting Birds to Your Yard	 41	
Birdscaping	42	
Bird Feeders	44	
Feeder Placement & Safety	46	
Bird Food	47	
Water Sources	51	
Features of a Good Birdhouse	52	
 Getting Involved	 57	
Citizen Science	58	
eBird	59	
Great Backyard Bird Count	62	
Bird Academy	63	
Project FeederWatch	64	
NestWatch	66	
Celebrate Urban Birds	67	
Seven Simple Actions to Help Birds	68	
 Guide to Species	 71	
Black-bellied Whistling-Duck	72	GEESE • DUCKS
Snow Goose	73	
Canada Goose	74	
Muscovy Duck	75	
Wood Duck	76	
Blue-winged Teal	77	

For general queries contact webmaster@press.princeton.edu.

Northern Shoveler	78	GEESE • DUCKS
Gadwall	79	
American Wigeon	80	
Mallard	81	
Mexican Duck	82	
Mottled Duck	83	
Northern Pintail	84	
Canvasback	85	
Redhead	86	
Lesser Scaup	87	
Ruddy Duck	88	
Northern Bobwhite	89	QUAIL • TURKEY
Scaled Quail	90	
Wild Turkey	91	
Pied-billed Grebe	92	GREBES
Eared Grebe	93	
Rock Pigeon	94	PIGEONS • DOVES • CUCKOOS
Eurasian Collared-Dove	95	
Inca Dove	96	
Common Ground Dove	97	
White-winged Dove	98	
Mourning Dove	99	
Greater Roadrunner	100	
Yellow-billed Cuckoo	101	
Lesser Nighthawk	102	NIGHTJARS
Common Nighthawk	103	
Chimney Swift	104	SWIFTS • HUMMINGBIRDS
White-throated Swift	105	
Ruby-throated Hummingbird	106	
Black-chinned Hummingbird	107	
Calliope Hummingbird	108	
Rufous Hummingbird	109	
Buff-bellied Hummingbird	110	
Sora	111	RAILS • GALLINULES • COOTS
Common Gallinule	112	
American Coot	113	
Purple Gallinule	114	
Sandhill Crane	115	CRANES • STILTS • OYSTERCATCHERS
Black-necked Stilt	116	
American Oystercatcher	117	
Black-bellied Plover	118	PLOVERS • SANDPIPERS

For general queries contact webmaster@press.princeton.edu.

American Golden-Plover	119	PLOVERS • SANDPIPERS
Killdeer	120	
Upland Sandpiper	121	
Long-billed Curlew	122	
Marbled Godwit	123	
Ruddy Turnstone	124	
Sanderling	125	
Western Sandpiper	126	
Spotted Sandpiper	127	
Willet	128	
Laughing Gull	129	GULLS • TERNS
Franklin's Gull	130	
Ring-billed Gull	131	
Herring Gull	132	
Least Tern	133	
Caspian Tern	134	
Black Tern	135	
Common Tern	136	
Forster's Tern	137	
Royal Tern	138	
Black Skimmer	139	SKIMMERS
Common Loon	140	LOONS
Wood Stork	141	STORKS
Anhinga	142	ANHINGAS
Neotropic Cormorant	143	CORMORANTS • PELICANS
Double-crested Cormorant	144	
American White Pelican	145	
Brown Pelican	146	
Great Blue Heron	147	HERONS • IBISES • SPOONBILLS
Great Egret	148	
Snowy Egret	149	
Little Blue Heron	150	
Tricolored Heron	151	
Cattle Egret	152	
Green Heron	153	
Black-crowned Night-Heron	154	
Yellow-crowned Night-Heron	155	
White Ibis	156	
White-faced Ibis	157	
Roseate Spoonbill	158	
Black Vulture	159	VULTURES

For general queries contact webmaster@press.princeton.edu.

TABLE OF CONTENTS

Turkey Vulture	160	VULTURES
Osprey	161	KITES • HAWKS • EAGLES
White-tailed Kite	162	
Mississippi Kite	163	
Northern Harrier	164	
Cooper's Hawk	165	
Bald Eagle	166	
Harris's Hawk	167	
Red-shouldered Hawk	168	
Swainson's Hawk	169	
Red-tailed Hawk	170	
Rough-legged Hawk	171	
Eastern Screech-Owl	172	OWLS
Great Horned Owl	173	
Burrowing Owl	174	
Barred Owl	175	
Belted Kingfisher	176	KINGFISHERS
Yellow-bellied Sapsucker	177	WOODPECKERS
Red-headed Woodpecker	178	
Acorn Woodpecker	179	
Golden-fronted Woodpecker	180	
Red-bellied Woodpecker	181	
Downy Woodpecker	182	
Ladder-backed Woodpecker	183	
Hairy Woodpecker	184	
Pileated Woodpecker	185	
Northern Flicker	186	
Crested Caracara	187	FALCONS
American Kestrel	188	
Peregrine Falcon	189	
Monk Parakeet	190	PARROTS
Western Wood-Pewee	191	TYRANT FLYCATCHERS
Eastern Wood-Pewee	192	
Least Flycatcher	193	
Black Phoebe	194	
Eastern Phoebe	195	
Say's Phoebe	196	
Vermilion Flycatcher	197	
Ash-throated Flycatcher	198	
Great Crested Flycatcher	199	
Great Kiskadee	200	

For general queries contact webmaster@press.princeton.edu.

Western Kingbird	201	TYRANT FLYCATCHERS
Eastern Kingbird	202	
Scissor-tailed Flycatcher	203	
Yellow-throated Vireo	204	VIREOS
Warbling Vireo	205	
Red-eyed Vireo	206	
Loggerhead Shrike	207	SHRIKES
Green Jay	208	JAYS • CROWS
Blue Jay	209	
Woodhouse's Scrub-Jay	210	
American Crow	211	
Fish Crow	212	
Common Raven	213	
Carolina Chickadee	214	CHICKADEES • TITMICE
Tufted Titmouse	215	
Black-crested Titmouse	216	
Verdin	217	VERDINS
Horned Lark	218	LARKS
Purple Martin	219	SWALLOWS
Tree Swallow	220	
Barn Swallow	221	
Cliff Swallow	222	
Cave Swallow	223	
Bushtit	224	BUSHTITS
Golden-crowned Kinglet	225	KINGLETS
Ruby-crowned Kinglet	226	
Red-breasted Nuthatch	227	NUTHATCHES
White-breasted Nuthatch	228	
Brown-headed Nuthatch	229	
Brown Creeper	230	CREEPERS
Blue-gray Gnatcatcher	231	GNATCATCHERS
Rock Wren	232	WRENS
Canyon Wren	233	
House Wren	234	
Carolina Wren	235	
Bewick's Wren	236	
Cactus Wren	237	
European Starling	238	STARLINGS
Gray Catbird	239	CATBIRDS
Curve-billed Thrasher	240	THRASHERS • MOCKINGBIRDS
Brown Thrasher	241	


Northern Mockingbird	242	THRASHERS • MOCKINGBIRDS
Eastern Bluebird	243	THRUSHES
Mountain Bluebird	244	
Hermit Thrush	245	
Wood Thrush	246	
American Robin	247	
Cedar Waxwing	248	WAXWINGS
Phainopepla	249	SILKY-FLYCATCHERS
House Sparrow	250	OLD WORLD SPARROWS
House Finch	251	FINCHES • LONGSPURS
Pine Siskin	252	
Lesser Goldfinch	253	
American Goldfinch	254	
Lapland Longspur	255	
Grasshopper Sparrow	256	SPARROWS • JUNCOS • TOWHEES
Black-throated Sparrow	257	
Lark Sparrow	258	
Lark Bunting	259	
Chipping Sparrow	260	
Field Sparrow	261	
Brewer's Sparrow	262	
Fox Sparrow	263	
Dark-eyed Junco	264	
White-crowned Sparrow	265	
Harris's Sparrow	266	
White-throated Sparrow	267	
Savannah Sparrow	268	
Song Sparrow	269	
Lincoln's Sparrow	270	
Canyon Towhee	271	
Rufous-crowned Sparrow	272	
Green-tailed Towhee	273	
Spotted Towhee	274	
Eastern Towhee	275	
Yellow-breasted Chat	276	BLACKBIRDS • ORIOLES • GRACKLES
Western Meadowlark	277	
Eastern Meadowlark	278	
Orchard Oriole	279	
Hooded Oriole	280	
Bullock's Oriole	281	
Baltimore Oriole	282	

For general queries contact webmaster@press.princeton.edu.

Red-winged Blackbird	283	BLACKBIRDS • ORIOLES • GRACKLES
Bronzed Cowbird	284	
Brown-headed Cowbird	285	
Brewer's Blackbird	286	
Common Grackle	287	
Boat-tailed Grackle	288	
Great-tailed Grackle	289	
Black-and-white Warbler	290	WOOD-WARBLEDERS
Prothonotary Warbler	291	
Orange-crowned Warbler	292	
Common Yellowthroat	293	
Northern Parula	294	
Yellow Warbler	295	
Palm Warbler	296	
Pine Warbler	297	
Yellow-rumped Warbler	298	
Yellow-throated Warbler	299	
Wilson's Warbler	300	
Summer Tanager	301	CARDINALS • GROSBEAKS • BUNTINGS
Northern Cardinal	302	
Pyrrhuloxia	303	
Rose-breasted Grosbeak	304	
Black-headed Grosbeak	305	
Blue Grosbeak	306	
Indigo Bunting	307	
Painted Bunting	308	
Dickcissel	309	
Photo Credits	310	
Index	315	
Acknowledgments	319	

© Copyright Princeton University Press. No part of this book may be distributed, posted, or reproduced in any form by digital or mechanical means without prior written permission of the publisher.

ATTRACTING BIRDS TO YOUR YARD



Cedar Waxwing © Jay McGowan/Macaulay Library

For general queries contact webmaster@press.princeton.edu.

BIRDSCAPING

You can watch birds anywhere.

Parks, nature preserves, and wildlife refuges provide some of the most diverse species, but the easiest place to watch birds is your own backyard. Enhancing your yard to attract and support birds is called “birdscaping.”

Putting up a feeder is an easy way to attract birds. But if you’d prefer a more natural approach or you want to satisfy more than birds’ nutritional needs, consider landscaping your yard—even just a part of it—to be more bird friendly. Even a small yard can provide vital habitat. The core concept is simple—all birds need three basic things from their habitats.



American Goldfinch

1 Food

Your birds can get food from feeders that you put up. Landscaping your yard to provide the fruit, seeds, beneficial insects, and other small animals that birds feed on adds natural food sources for birds, too.

2 Water

All living things need water to survive. Providing this habitat necessity is one of the quickest ways to attract birds to your property. If there is a water source in your yard, such as a pond, creek, birdbath, or even a puddle, you’ve probably noticed birds using it. If you don’t have a water feature yet, a birdbath is an easy way to provide this habitat need.



3 Shelter

Whether it’s protection from the elements, safe places to hide from predators, or secure locations to hide nests, providing shelter is one of the best ways to make your property bird-friendly.

For general queries contact webmaster@press.princeton.edu.

Improve Your Yard

Take a “bird’s-eye” look at your backyard. Does it provide those things? If not, there are plants you can grow and many other ways you can enhance your yard to make it safe and inviting for birds. Here are some tips to help you:

1 Evaluate Your Yard

First, take stock of what you already have. Draw a map of your property including buildings, sidewalks, fences, trees, shrubs, feeders, and nest boxes. Note sunny or shady sites, low or wet areas, sandy sites, and plants you want to keep.



2 Start With a Plan

Before you start digging holes and rearranging your yard, develop a planting plan. Draw each new plant onto a piece of tracing paper, then place that over the map of your yard. Once your plants are in, use your map as a reminder about which ones need to be watered and weeded, especially in the first year after planting. Mulch is great for keeping moisture in and weeds out.



3 Think Variety


Try to include variety and year-round value in your planting plan. Look for places to include grasses, legumes, hummingbird flowers, plants that fruit in summer and fall, winter-persistent plants, and conifers for shelter. Plant native species instead of exotics, and look for places to create shelter with a brush pile or standing dead tree.

BIRD FEEDERS

Fifty million people in North America feed birds and it's a great way to attract birds to your backyard. But feeders are not one size fits all—different species are attracted to different designs. Here are the main types of feeders and the types of birds they attract.

Ground

Many species of birds, including sparrows and doves, prefer to feed on large, flat surfaces and may not visit any type of elevated feeder. Song Sparrows and many towhee species, for instance, will rarely land on a feeder, but they will readily eat fallen seed from the ground beneath your feeders. To attract these species, try spreading seed on the ground or on a large surface such as the top of a picnic table. Ground feeders that sit low to the ground with mesh screens for good drainage can also be used. Make sure that there are no predators around, including outdoor cats.



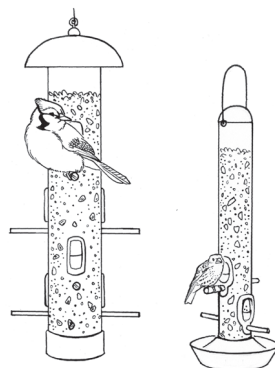
Large and Small Hopper

A hopper feeder is a platform on which walls and a roof are built, forming a “hopper” that protects seed against the weather. Large hoppers attract most species of feeder birds and will allow larger species, such as doves and grackles, to feed. Small hoppers will attract smaller birds while preventing those larger species from comfortably perching and monopolizing the feeder.



Large and Small Tube

A tube feeder is a hollow cylinder, often made of plastic, with multiple feeding ports and perches. Tube feeders keep seed fairly dry. Feeders with short perches accommodate small birds such as finches but exclude larger birds such as grackles and jays. The size of the feeding ports varies as well, depending on the type of seed to be offered. Note that special smaller feeding ports are required for nyjer (thistle) seed to prevent spillage.



For general queries contact webmaster@press.princeton.edu.


Sugar Water

Sugar-water feeders are specially made to dispense sugar water through small holes. Choose a feeder that is easy to take apart and clean, because the feeder should be washed or run through the dishwasher frequently.



Platform

A platform feeder is any flat, raised surface onto which bird food is spread. The platform should have plenty of drainage holes to prevent water accumulation. A platform with a roof will help keep seeds dry. Trays attract most species of feeder birds. Placed near the ground, they are likely to attract juncos, doves, and sparrows.



Suet Cage

Suet or suet mixes can be placed in a specially made cage, tied to trees, or smeared into knotholes. Cages that are only open at the bottom tend to be starling-resistant but allow woodpeckers, nuthatches, and chickadees to feed by clinging upside down.




Thistle Sock

Thistle "socks" are fine-mesh bags to which birds cling to extract nyjer or thistle seeds. Seed within thistle socks can become quite wet with rain, so only use large ones during periods when you have enough finches to consume the contents in a few days.



Window Feeder

Small plastic feeders affixed to window glass with suction cups, and platform feeders hooked into window frames, attract finches, chickadees, titmice, and some sparrows. They afford wonderful, close-up views of birds, and their placement makes them the safest of all feeder types for preventing window collisions.



FEEDER PLACEMENT & SAFETY

Place feeders in a quiet area where they are easy to see and convenient to refill. Place them close to natural cover, such as trees or shrubs. Evergreens are ideal, as they provide thick foliage that hides birds from predators and buffers winter winds. Be careful not to place feeders too close to trees with strong branches that can provide jump-off points for squirrels and cats. A distance of about 10 feet is a good compromise.

Hummingbird Feeders

Place hummingbird feeders in the shade if possible, as sugar solution spoils quickly in the sun. Don't use honey, artificial sweeteners, or food coloring. If bees or wasps become a problem, try moving the feeder.

Clean and refill hummingbird feeders every few days in a dishwasher or very hot water to prevent dangerous mold. Keep seed and suet feeders clean by washing them periodically in a dishwasher, with soap and very hot water, or with a diluted bleach or vinegar solution.

Window Strikes

Ornithologists estimate that up to *one billion* birds are killed by hitting windows in the United States and Canada each year. Placing feeders close to your windows (ideally closer than three feet) can help reduce this problem. When feeders are close, a bird leaving the feeder cannot gain enough momentum to do harm if it strikes the window.

You can prevent more window strikes by breaking up reflections of trees and open space, which birds perceive as a flight path through your home. Techniques include attaching streamers, suction-cup feeders, or decals to windows, crisscrossing branches within the window frames, or installing awnings or screens. Acopian Bird Savers are closely spaced ropes that hang down over windows. They do the work of tape or decals but are easier to install and can be aesthetically pleasing.

Another method is to attach netting to the outside of the window to buffer the impact. Deer netting (the kind used to keep deer from eating plants in your yard) works well, pulled taut to prevent any entanglements.

To learn more about window crashes, how to prevent them, and more specific solutions to this problem, visit <https://tinyurl.com/preventing-window-crashes>.

BIRD FOOD

Sunflower seeds attract the widest variety of birds and are the mainstay food used in most bird feeders. Other varieties of seed can help attract different types of birds to your feeders and yard and this section highlights many of them. When buying mixtures, note that those that contain red millet, oats, and other fillers are not attractive to most birds and can lead to a lot of waste.

Sunflower Seeds

There are two kinds of sunflower—black oil and striped. The black oil seeds (“oilers”) have very thin shells, easy for virtually all seed-eating birds to crack open, and the kernels within have a high fat content, which is extremely valuable for most winter birds. Striped sunflower seeds have a thicker shell, much harder for House Sparrows and blackbirds to crack open. So, if you’re inundated with species you’d rather not subsidize at your feeder, before you do anything else, try switching to striped sunflower. Sunflower in the shell can be offered in a wide variety of feeders, including trays, tube feeders, hoppers, and acrylic window feeders. Sunflower hearts and chips shouldn’t be offered in tube feeders where moisture can collect. Since squirrels love sunflower seeds, be prepared to take steps to squirrel-proof your feeder if needed.



Safflower

Safflower has a thick shell, hard for some birds to crack open, but is a favorite among cardinals. Some grosbeak chickadees, doves, and native sparrows also eat it. According to some sources, House Sparrows, European Starlings, and squirrels don’t like safflower, but in some areas they seem to have developed a taste for it. Cardinals and grosbeaks tend to prefer tray and hopper feeders, which make these feeders a good choice for offering safflower.



Nyjer or Thistle

Small finches including American Goldfinches, Lesser Goldfinches, Indigo Buntings, Pine Siskins, and Common Redpolls often devour these tiny, black, needlelike seeds. As invasive thistle plants became a



For general queries contact webmaster@press.princeton.edu.

recognized problem in North America, suppliers shifted to a daisylike plant, known as *Guizotia abyssinica*, that produces a similar type of small, oily, rich seed. The plant is now known as niger or nyjer, and is imported from overseas. The seeds are heat-sterilized during importation to limit their chance of spreading invasively, while retaining their food value.

White Proso Millet

White millet is a favorite with ground-feeding birds including quails, native sparrows, doves, towhees, juncos, and cardinals. Unfortunately, it's also a favorite of House Sparrows, which are already subsidized by human activities and supported at unnaturally high population levels by current agricultural practices and habitat changes. When these species are present, you may want to stop offering millet; virtually all the birds that like it are equally attracted to black oil sunflower. Because white millet is so preferred by ground-feeding birds, scatter it on the ground or set low platform feeders with excellent drainage.



Shelled and Cracked Corn

Corn is eaten by grouse, pheasants, turkeys, quail, cardinals, grosbeaks, crows, ravens, jays, doves, ducks, cranes, and other species. Unfortunately, corn has two serious problems. First, it's a favorite of House Sparrows, starlings, geese, bears, raccoons, and deer. Second, corn is the bird food most likely to be contaminated with aflatoxins, which are extremely toxic even at low levels. Never buy corn in plastic bags, never allow it to get wet, never offer it in amounts that can't be consumed in a day during rainy or very humid weather, and be conscientious about raking up old corn. Never offer corn covered in a red dye. Corn should be offered in fairly small amounts at a time on tray feeders. Don't offer it in tube feeders that could harbor moisture.



Peanuts

Peanuts are very popular with jays, crows, chickadees, titmice, woodpeckers, and many other species, but are also favored by squirrels, bears, raccoons, and other animals. Like corn, peanuts have a high likelihood of harboring aflatoxins, so must be kept dry and used up fairly quickly. Peanuts in the shell can be set out on platform feeders or right on a deck railing or window feeder as a special treat for jays. If peanuts, peanut hearts, or mixtures of peanuts and other seeds are offered in tube feeders, make sure to change the seed frequently, especially during rainy or humid weather, and be sure to completely empty out and clean the tube every time you do so.



Milo or Sorghum

Milo is a favorite with many western ground-feeding birds. On Cornell Lab of Ornithology seed-preference tests, Steller's Jays, Curve-billed Thrashers, and Gambel's Quails preferred milo to sunflower. In another study, House Sparrows did not eat milo. Milo should be scattered on the ground or on low tray feeders.



Golden Millet, Red Millet, Flax, and Others

These seeds are often used as fillers in packaged birdseed mixes, but most birds shun them. Waste seed becomes a breeding ground for bacteria and fungus, contaminating fresh seed more quickly. Make sure to read the ingredients list on birdseed mixtures, avoiding those with these seeds. If a seed mix has a lot of small, red seeds, make sure they're milo or sorghum, not red millet.



Mealworms


Mealworms are the larvae of the mealworm beetle, *Tenebrio molitor*, and they provide a high-protein treat for many birds. Some people provide live mealworms, while others prefer offering dried larvae. Birds such as chickadees, titmice, wrens, and nuthatches relish this food, and mealworms are one of the few food items that reliably attracts bluebirds. Offer mealworms on a flat tray or in a specialized mealworm feeder.



For general queries contact webmaster@press.princeton.edu.

Fruit

Various fruits can prove quite attractive to many species of birds. Oranges cut in half will often attract orioles which will sip the juice and eat the flesh of the orange. Grapes and raisins are a favorite of many fruit-eating birds such as mockingbirds, catbirds, bluebirds, robins, and waxwings. You can also provide a dish of grape jelly for these species, but be sure to avoid jellies containing artificial ingredients like preservatives or sweeteners. Several species are also attracted to the dried seeds of fruits such as pumpkins or apples. Be sure to dispose of any fruit that becomes moldy because some molds create toxins that are harmful to birds.



Sugar Water or Nectar

To make nectar for hummingbirds, add one part table sugar to four parts boiling water and stir. A slightly more diluted mixture can be used for orioles (one part sugar to six parts water). You may want to use regular granulated white sugar rather than raw or cane sugar, which may contain additional ingredients that have unknown effects on hummingbirds. Allow the mixture to cool before filling the feeder. Store extra sugar water in the refrigerator for up to one week (after that it may become moldy, which is dangerous for birds). Adding red food coloring is unnecessary and possibly harmful to birds. Red portals on the feeder, or even a red ribbon tied on top, will attract the birds just as well.



Grit

Birds “chew” their food in the muscular part of their stomach called the gizzard. To aid in the grinding, birds swallow small, hard materials such as sand, small pebbles, ground eggshells, and ground oyster shells. Grit, therefore, attracts many birds as a food supplement or even by itself. Oyster shells and eggshells have the added benefit of being a good source of calcium, something birds need during egg laying. If you decide to provide eggshells, be sure to sterilize them first. You can boil them for 10 minutes or heat them in an oven (20 minutes at 250°F). Let the eggshells cool, then crush them into pieces about the size of sunflower seeds. Offer the eggshell in a dish or low platform feeder.



WATER SOURCES

Like all animals, birds need water to survive. Though they can extract some moisture from their food, most birds drink water every day. Birds also use water for bathing, to clean their feathers and remove parasites. After splashing around in a bath for a few minutes, a bird usually perches in a sunny spot and fluffs its feathers out to dry. Then it carefully preens each feather, adding a protective coating of oil secreted by a gland at the base of its tail.

Because birds need water for drinking and bathing, they are attracted to water just as they are to feeders. A dependable supply of fresh, clean water is very important. In fact, a birdbath may even bring in birds that don't eat seeds and won't visit your feeders otherwise. Providing water for birds can improve the quality of your backyard bird habitat and should provide you with a fantastic opportunity to observe bird behavior.



Blackburnian Warbler

Birds seem to prefer baths that are at ground level, but raised baths will attract birds as well and may make birds less vulnerable to predators. Change the water daily to keep it fresh and clean. You can also arrange a few branches or stones in the water so that birds can stand on them and drink without getting wet (this is particularly important in winter). Birdbaths should be only an inch or two deep, with a shallow slope.

One of the best ways to make your birdbath more attractive is to provide dripping water. You can buy a dripper or sprayer, or you can recycle an old bucket or plastic container by punching a tiny hole in the bottom, filling it with water, and hanging it above the birdbath so the water drips out. In freezing climates, a birdbath heater will keep ice from freezing. Don't add antifreeze; it is poisonous to all animals, including birds.

To learn more about birdbaths: <https://tinyurl.com/learn-more-birdbaths>.

For general queries contact webmaster@press.princeton.edu.

FEATURES OF A GOOD BIRDHOUSE

IT'S WELL CONSTRUCTED




Untreated Wood – Use untreated, unpainted wood, preferably cedar, pine, cypress, or for larger boxes (owls) non-pressure-treated CDX exterior grade plywood.



Galvanized Screws – Use galvanized screws for the best seal. Nails can loosen over time, allowing rain into the nest box. Screws are also easier to remove for repairs or maintenance. Do not use staples.



IT KEEPS BIRDS DRY



Sloped Roof – A sloped roof that overhangs the front by 2–4" and the sides by 2" will help keep out driving rain, while also thwarting predators. Add 1/4"-deep cuts under the roof on all three edges to serve as gutters that channel rain away from the box.



Recessed Floor – A recessed floor keeps the nest from getting wet and helps the box last longer. Recess the floor at least 1/4" up from the bottom.



Drainage Holes – Add at least four drainage holes (3/8" to 1/2" diameter) to the floor to allow any water that enters the box to drain away. Alternatively, you can cut away the corners of the floorboard to create drainage holes.

IT HELPS REGULATE TEMPERATURE

Thick Walls – Walls should be at least 3/4" thick to insulate the nest properly. (Note that boards sold as 1" are actually 3/4" thick.)

Ventilation Holes – For adequate ventilation, there should be two 5/8"-diameter holes on each of the side walls, near the top (four total).

IT KEEPS OUT PREDATORS

No Perches – A perch is unnecessary for the birds and can actually help predators gain access to the box.

Types of Predator Guards – Although predators are a natural part of the environment, birdhouses are typically not as well concealed as natural nests and some predators can make a habit of raiding your boxes. Adding a baffle or guard helps keep nestlings and adults safe from climbing predators. Below are some time-tested options.

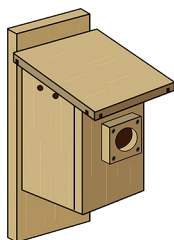



← Collar Baffle

A metal collar of about 3 feet in diameter surrounding the pole underneath the nest box.

Stovepipe Baffle→

A more complex pole-mounted baffle. These baffles are generally 8" in diameter and 24"–36" long.

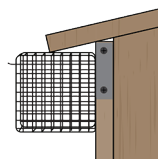


← Hole Guard


A wooden block over the entrance hole that extends the depth of the entrance hole. You can also use an entrance hole guard in combination with a pole-mounted baffle (preferred), or attach it to boxes installed on trees.

Noel Guard→

A wire mesh tube attached to the front of the nest box.




IT HELPS FLEDGLINGS LEAVE THE NEST



Rough Interior Walls – The interior wall below the entrance hole should be rough to help nestlings climb out of the box. For small boxes (wrens and chickadees), plain wood is usually rough enough, but you can roughen smooth boards with coarse sandpaper.



Interior Grooves – A series of shallow horizontal cuts, like a small ladder, works well in medium-sized boxes meant for swallows and bluebirds. Swallows, in particular, need a little help climbing out of boxes.



Duck Boxes – For duck boxes, staple a strip of 1/4"-mesh hardware cloth from floor to hole to help ducklings escape deep boxes..

IT HAS THE RIGHT ENTRANCE SIZE FOR THE RIGHT BIRD

By providing a properly sized entrance hole, you can attract desirable species to your birdhouses while excluding predators and unwanted occupants. Below are the requirements for entrance-hole size for some common species that nest in boxes.

HOLE

SIZE

SPECIES

3"	Screech-owls, American Kestrel
2½"	Northern Flicker
1⅞"	Ash-throated Flycatcher, Great Crested Flycatcher, Mountain Bluebird
1½"	Eastern Bluebird, Western Bluebird, Bewick's Wren, Carolina Wren
1⅜"	White-breasted Nuthatch, Tree Swallow, Violet-green Swallow
1¼"	Prothonotary Warbler, Red-breasted Nuthatch, Tufted Titmouse
1⅛"	House Wren, chickadees

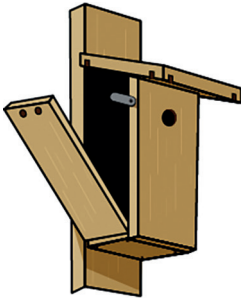
IT MAKES PLACEMENT AND MAINTENANCE EASY



Extended Back

A few extra inches at the top and bottom of your birdhouse can make it easier to mount on a metal pole. Alternatively, you can predrill mounting holes in the back panel before assembly and use a short-handled screwdriver to install the box.

For general queries contact webmaster@press.princeton.edu.



Hinged Door with a Sturdy Closing Mechanism


A hinged side gives you access for cleaning and monitoring your nest box, both of which are important for a successful nesting season. A latch or nail keeps the box securely closed until you are ready to open it.

COMMON NEST BOX PREDATORS

SNAKES – Many snakes are excellent climbers and can easily surmount an unguarded pole. Snakes most likely to climb into birdhouses are generally nonvenomous (such as racers and rat snakes) and helpful at controlling rodents. Avoid installing nest boxes next to brush piles or trees.

RACCOONS – Raccoons are intelligent and can remember nest box locations from year to year. They can be abundant in populated areas. Mount nest boxes on a metal pole equipped with a baffle; avoid mounting them on trees or fence posts.

CHIPMUNKS / MICE – Chipmunks and mice are both nest predators and competitors for nest boxes. To keep chipmunks and mice out, mount boxes away from trees on a metal pole equipped with a baffle.



CATS – Cats are excellent jumpers and can leap to the top of a nest box from a nearby tree or from the ground. Mount your box high enough and far enough from trees so cats cannot spring to the top of the box in a single leap. Keep pet cats indoors for their own safety and that of birds.

INTO DIY?

Visit nestwatch.org/birdhouses to get FREE downloadable nest-box plans.

© Copyright Princeton University Press. No part of this book may be distributed, posted, or reproduced in any form by digital or mechanical means without prior written permission of the publisher.



Marbled Godwit © Luke Seitz/Macaulay Library
For general queries contact webmaster@press.princeton.edu.

© Copyright Princeton University Press. No part of this book may be distributed, posted, or reproduced in any form by digital or mechanical means without prior written permission of the publisher.

GETTING INVOLVED



For general queries contact webmaster@press.princeton.edu.

CITIZEN SCIENCE

Each month, bird watchers report millions of bird observations to citizen-science projects at the Cornell Lab of Ornithology, contributing to the world's most dynamic and powerful source of information on birds.

The Cornell Lab of Ornithology has been at the forefront of citizen science since 1966. Today, the birding community can use our innovative online tools to tap into millions of records and see how their own sightings fit into the continental picture. Scientists can analyze the same data to reveal striking changes in the movements, distributions, and numbers of birds across time,



and to determine how birds are affected by habitat loss, pollution, and disease.

If you enjoy watching birds, you can help and contribute to science, whether you are a beginner or a seasoned birder. Participating can take as little or as much time as you want—you decide!

There's a Project for Every Bird Watcher

Our fun and meaningful citizen-science projects enable people to watch birds at their favorite locations and share their sightings:

- **eBird** is a powerful tool for keeping track of your sightings and for exploring what others have seen—with global coverage and millions of sightings recorded per month for science and conservation.
- **Great Backyard Bird Count** is possibly the easiest project of all and the best one to start with—a global effort to count birds over one long weekend each February.
- **Project FeederWatch** is a winter project where you count birds at your feeders to help track bird populations and distributions.
- **NestWatch** asks you to report on the nests of birds breeding around you—training and best practices for visiting nests are provided.
- **Celebrate Urban Birds** combines art and science, and encourages participants in urban and rural settings to share their knowledge of local birds and culture.

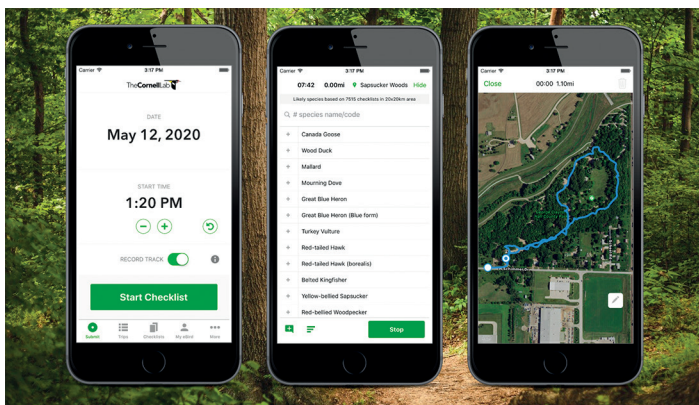
For general queries contact webmaster@press.princeton.edu.

eBIRD

Since its inception in 2002, eBird has grown into one of the world's largest data sources about living things—thanks to birders contributing a billion or more sightings of birds.

eBird gives birders a convenient, free way to enter, store, and organize their sightings. And it makes those sightings available to others, turning it into a useful resource for studying or finding birds anywhere in the world. Not only that, your sightings power science and conservation, helping scientists identify which species are declining and where best to direct conservation efforts.

Use eBird to start or maintain your birding lists—or use it to find out where and when to go birding. It works all over the world and provides endless ideas about what to do and where to go next. And it's free.



eBird provides easy-to-use online tools for birders and critical data for science. With eBird, you can:

- Record the birds you encounter
- Keep track of birding activity and lists
- Learn where to find birds near you
- Share sightings with other birders
- Contribute to science and conservation

Record and Store Sightings in eBird

eBird allows you to easily record the birds you find. Simply enter when, where, and how you went birding, then fill out a checklist of all the birds you

For general queries contact webmaster@press.princeton.edu.

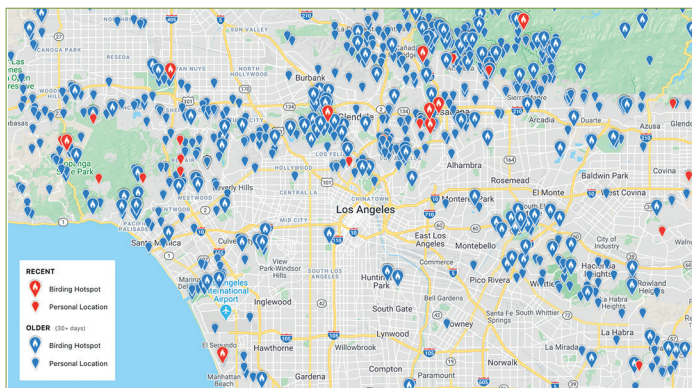
identified with confidence by sight or sound. A free mobile app allows you to create and share checklists faster than ever. Data quality filters check all submissions automatically and local experts review unusual records before they enter the database.

eBird automatically organizes your bird observations into local and national lists, year lists, and more. You can also add photos and sound recordings to your checklists, so you can share your experiences with friends while also powering Merlin Bird ID, an automatic bird identification tool that can help you build skills for better birding. All these features work in any country in the world and are available in many languages.

Explore Data and Learn with eBird

One of eBird's greatest strengths is its ability to show you where and when birds occur, using innovative visualization tools. These free tools are used annually by millions of birders, scientists, and conservationists worldwide. Here are a few:

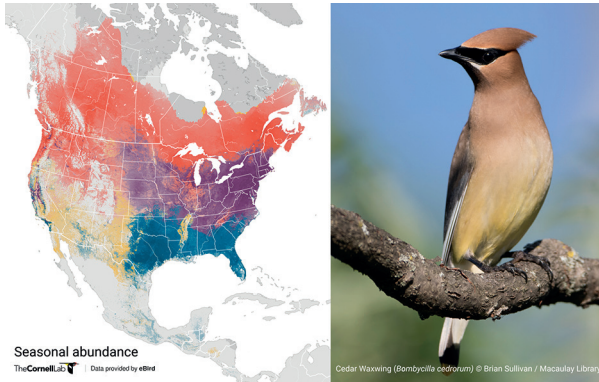
- **Species Maps:** Choose a species, then explore a map of everywhere it has been reported. Filter the map by date or zoom in to anywhere in the world with pinpoint precision.



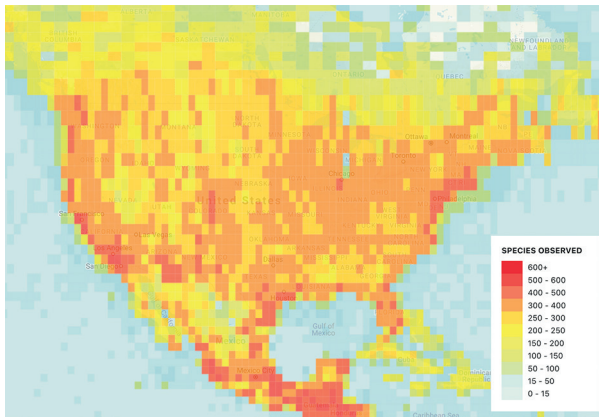
- **Photo and Sound Archive:** Each month, eBirders upload thousands of images and sounds. All of them are searchable in the Macaulay Library archive, so you can explore birds both familiar and new.
- **Explore a Region:** See the full species list, plus recent sightings, photo and audio recordings, best hotspots, and top birders for any county, state, province, or country. The Illustrated Checklist is a living field guide for any region!

For general queries contact webmaster@press.princeton.edu.

- **Seasonal Occurrence Graphs:** Create a customized species list for any region and season. This tool tells you which species to expect when; bars tell you how rare or common each bird is throughout the year.



- **Hotspot Explorer:** Use an interactive map to explore popular birding spots anywhere in the world—a great tool for travelers looking for local tips on where to go birding.



Your Sightings Support Science and Conservation

Every checklist you submit helps scientists better understand when and where birds occur, helping pinpoint where conservation is likely to have the greatest impact on bird populations. Your checklists also help scientists track the health of our bird populations; eBird data helps identify which species may be in trouble and in need of attention. Learn more about eBird and the birds recently seen in your area at eBird.org.

For general queries contact webmaster@press.princeton.edu.

GREAT BACKYARD BIRD COUNT

In 1998, the annual four-day Great Backyard Bird Count (GBBC) began in the United States and Canada. It was the first citizen-science program to collect and display bird observation data online on a large scale. Today, the GBBC is one of the most popular annual events among bird watchers and has expanded to include the whole world. More than 200,000 people of all ages and walks of life take part. In 2020, 249,444 counts flooded in, recording a total of 6,942 species of birds—more than half of all bird species in the world!

Why Count Birds?

Scientists and bird enthusiasts can learn a lot by knowing where the birds are. No single scientist or team of scientists could hope to document and understand the complex distribution and movements of so many species in such a short time. Scientists use information from the GBBC, along with observations from other citizen-science projects, to see the big picture about what is happening to bird populations. You can help scientists investigate far-reaching questions, such as these:

- How does weather and climate change influence bird populations?
- Some birds appear in large numbers during some years but not others. Where are these species from year to year, and what can we learn from these patterns?
- How does the timing of bird migrations compare across years?
- What kinds of differences in bird diversity are apparent in cities versus suburban, rural, and natural areas?

Why Is the GBBC in February?

Originally the GBBC was held in the U.S. and Canada each February to create a snapshot of the distribution of birds just before spring migrations ramped up in March. Scientists at the Cornell Lab of Ornithology, National Audubon Society, Birds Canada, and elsewhere can combine this information with data from surveys conducted at different times of the year. In 2013, the count went global, creating snapshots of birds wherever they are in February, regardless of seasons across the hemispheres.

How to Participate

We invite you to participate! Visit birdcount.org to find out when the next GBBC is happening (it falls in February during the U.S. Presidents' Day weekend). If you're new to citizen science, you'll need to register for a free online account to enter your checklist counts. If you have already participated

For general queries contact webmaster@press.princeton.edu.

in another Cornell Lab citizen-science project, you can use that login information for GBBC.

Once registered, simply tally the numbers and kinds of birds you see for at least 15 minutes on one or more days of the count every February. You can count from any location, anywhere in the world, for as long as you wish. During the count, you can explore what others are seeing in your area or around the world.

To learn more and participate in the Great Backyard Bird Count, visit ***birdcount.org***.

The Great Backyard Bird Count is led by the Cornell Lab of Ornithology and National Audubon Society, with Birds Canada and many international partners. The Great Backyard Bird Count is powered by eBird.

BIRD ACADEMY

Whether you're newly curious about the bird songs in your backyard, an avid birder with a life list to tend, or a budding ornithologist, Bird Academy has a course for every bird enthusiast.

Bird Academy courses are entirely online. You can learn at your own pace, return to the material as often as you wish, and there is no deadline to complete them. Take advantage of exclusive learning tools and friendly video tutorials created by our team of expert birders, ornithologists, and educational designers. *The Wonderful World of Owls, How to Identify Bird Songs, Nature Journaling and Field Sketching, Understanding Bird Behavior, and Sparrow Identification* are just a few of the courses on offer.

To find out more, visit ***Academy.AllAboutBirds.org***.



Barn Owl

For general queries contact webmaster@press.princeton.edu.

PROJECT FEEDERWATCH



Northern Cardinal

Project FeederWatch is a survey of birds that visit feeders in backyards, nature centers, community areas, and other locales in North America. Each year, tens of thousands of people participate in Project FeederWatch. Annually, FeederWatchers report more than 7 million birds, providing valuable data for monitoring changes in the distribution and abundance of backyard birds. Participants gain from the rewarding experience of learning about birds at their feeders and contributing their own observations to reveal larger patterns in bird populations across the continent.

Why Are FeederWatch Data Important?

With each season, FeederWatch increases in importance as a unique tool to monitor bird species in North America. What sets FeederWatch apart from other monitoring programs is the detailed picture that FeederWatch data provide about weekly changes in bird distribution and abundance. Because participants count and identify all their birds multiple times from the same location, FeederWatch data are extremely powerful for detecting gradual changes in bird populations and ranges through time. FeederWatch data tell us where birds are as well as where they are not, which enables people to piece together accurate population maps. Finally, FeederWatch data provide information on a spatial and temporal scale that could not be collected by any other method than through the efforts of many participants over many years.

How Are FeederWatch Data Used?

The massive amounts of data collected by FeederWatchers across the continent help people understand:

- Long-term trends in bird distribution and abundance
- Invasive species dynamics continent-wide
- Behavioral interactions of birds at feeders
- The timing and extent of winter irruptions of winter finches and other species

For general queries contact webmaster@press.princeton.edu.

- Expansions or contractions in ranges of feeder birds
- How supplementary food and backyard habitat affect birds
- How disease is spread among birds that visit feeders

How to Participate

Anyone interested in birds can participate, including people of all skill levels and backgrounds. FeederWatch is a great project for children, families, individuals, classrooms, retirees, youth groups, nature centers, and bird clubs. You can count birds as often as every week, or as infrequently as you like—the schedule is very flexible. All you need is a bird feeder, birdbath, or plantings that attract birds.

Participants submit their counts using the FeederWatch mobile app or website (***FeederWatch.org***) and have access to a variety of digital resources including detailed counting instructions; information about birds and bird feeding; tools to explore personal and continental data; Winter Bird Highlights, FeederWatch's year-end report; and the digital version of *Living Bird*, the Cornell Lab's award-winning magazine. There is a small annual participation fee for U.S. residents, and Canadians can join by making a donation of any size to Birds Canada. The participation fee covers staff support, web design, data analysis, and the year-end report. Without the support of our participants, this project wouldn't be possible.

To learn more about Project FeederWatch, visit ***FeederWatch.org***.



Project FeederWatch is operated by the Cornell Lab of Ornithology and Birds Canada.

For general queries contact webmaster@press.princeton.edu.

NESTWATCH

NestWatch is a nationwide monitoring program designed to track status and trends in the reproductive biology of birds, including when nesting occurs, how many eggs are laid, how many hatch, and how many young survive. The database is used to study the current condition of breeding bird populations and how they may be changing over time.



Nest of a Song Sparrow.

By finding and monitoring bird nests, NestWatch participants help scientists track the breeding success of birds across North America. Participants witness fascinating behaviors of birds at the nest, and collect information on the location, habitat, species, number of eggs, and number of young. Launched in 2007 with funding from the National Science Foundation, NestWatch has collected more than 400,000 nesting records. Combined with historic data, this information will help scientists address how birds are affected by large-scale changes such as global climate change, urbanization, and land conversion.

How to Participate

Participating in NestWatch is free and just about anyone can do it (children should always be accompanied by an adult when observing bird nests). Simply follow the directions on the website to become a certified NestWatcher, find a bird nest using the helpful tips, visit the nest every 3–4 days to record what you see, and then report this information on the website, or use the mobile app. Your observations will be added to those of thousands of other NestWatchers in a continually growing database used by researchers to understand and study birds. While you contribute extremely valuable information to science, you will also learn firsthand about the breeding behaviors of birds.

To learn more about NestWatch, visit [**NestWatch.org**](https://www.nestwatch.org). Download the mobile app on Google Play or the App Store.

CELEBRATE URBAN BIRDS

Celebrate Urban Birds is a year-round project developed by the Cornell Lab for people in cities, suburbs, and rural areas. It is an easy, fun project for the entire family; no prior knowledge of birds is required, and your data will help scientists understand how birds use green spaces in cities. Since 2007, Celebrate Urban Birds has partnered with 11,000 community organizations and distributed 400,000 educational kits. Educational materials and online trainings are offered in both English and Spanish.

How to Participate

1. Visit *CelebrateUrbanBirds.org* and click "Get Started Now."
2. Learn to identify 16 focal species. You can get additional species lists online at *CelebrateUrbanBirds.org/regional*.
3. Pick a place to watch birds in an area that is 50 feet by 50 feet (the size of half a basketball court).
4. Spend 10 minutes watching birds in the selected area.
5. Repeat observations three times in the same area in one month.
6. Share data online or send to the Cornell Lab by mail.



Every year Celebrate Urban Birds awards dozens of mini-grants to community organizations, including Alzheimer's support groups, youth clubs, oncology centers, businesses, and rehabilitation centers throughout the Americas to lead community activities focused on birds, greening, and the arts. Any community-based organization, especially those led by minoritized communities, are encouraged to apply for a grant. Visit *CelebrateUrbanBirds.org* to order educational materials, apply for a community grant, or find hundreds of fun, creative activities that involve the arts, greening, and birds for people of all ages.

To learn more about CUBs, visit *CelebrateUrbanBirds.org*.

SEVEN SIMPLE ACTIONS TO HELP BIRDS

In 2019, scientists documented North America's staggering loss of nearly three billion breeding birds since 1970. Helping birds can be as simple as making changes to everyday habits.

1 Make Windows Safer, Day and Night

The challenge: Up to one billion birds are estimated to die each year after hitting windows in the United States and Canada.

The cause: By day, birds perceive glass reflections in glass as habitat they can fly into. By night, migratory birds drawn in by city lights are at high risk of colliding with buildings.

These simple steps save birds: On the outside of the window, install screens or break up reflections using film, paint, Acopian BirdSavers or other string spaced no more than two inches high or four inches wide.

2 Keep Cats Indoors

The challenge: Cats are estimated to kill more than 2.6 billion birds annually in the U.S. and Canada. This is the #1 human-caused reason for the loss of birds, aside from habitat loss.

The cause: Cats can make great pets, but more than 110 million feral and pet cats now roam in the United States and Canada. These nonnative predators instinctively hunt and kill birds even when well fed.

A solution that's good for cats and birds:

Save birds and keep cats healthy by keeping cats indoors or creating an outdoor "catio." You can also train your cat to walk on a leash.



3 Reduce Lawn, Plant Natives

The challenge: Birds have fewer places to safely rest during migration and to raise their young: More than 10 million acres of land in the United States were converted to developed land from 1982 to 1997.

The cause: Lawns and pavement don't offer enough food or shelter for many birds and other wildlife. With more than 40 million acres of lawn in the U.S. alone, there's huge potential to support wildlife by replacing lawns with native plantings.

For general queries contact webmaster@press.princeton.edu.

Add native plants, watch birds come in: Native plants add interest and beauty to your yard and neighborhood, and provide shelter and nesting areas for birds. The nectar, seeds, berries, and insects will sustain birds and diverse wildlife.

4 Avoid Pesticides

The challenge: More than one billion pounds of pesticides are applied in the United States each year. The continent's most widely used insecticides, called neonicotinoids or "neonics," are lethal to birds and to the insects that birds consume. Common weed killers used around homes, such as 2, 4-D and glyphosate (used in Roundup), can be toxic to wildlife, and glyphosate has been declared a probable human carcinogen.

The cause: Pesticides that are toxic to birds can harm them directly through



Orange-crowned Warbler

contact, or if they eat contaminated seeds or prey. Pesticides can also harm birds indirectly by reducing the number of available insects, which birds need to survive.

A healthy choice for you, your

family, and birds: Consider purchasing organic food. Nearly 70% of produce sold in the U.S. contains pesticides. Reduce pesticides around your home and garden.

5 Drink Coffee That's Good for Birds

The challenge: Three-quarters of the world's coffee farms grow their plants in the sun (source), destroying forests that birds and other wildlife need for food and shelter. Sun-grown coffee also often requires using environmentally harmful pesticides and fertilizers. On the other hand, shade-grown coffee preserves a forest canopy that helps migratory birds survive the winter.



The cause: Too few consumers are aware of the problems of sun coffee. Those who are aware may be reluctant to pay more for environmentally sustainable coffee.

For general queries contact webmaster@press.princeton.edu.

Enjoy shade-grown coffee: It's a win-win-win: it's delicious, economically beneficial to coffee farmers, and helps more than 42 species of North American migratory songbirds, including orioles, warblers, and thrushes, that winter in coffee plantations.

6 Protect Our Planet from Plastics

The challenge: It's estimated that 4,900 million metric tons of plastic have accumulated in landfills and in our environment worldwide, polluting our oceans and harming wildlife such as seabirds, whales, and turtles that mistakenly eat plastic, or become entangled in it.

The cause: Plastic takes more than 400 years to degrade, and 91% of plastics created are not recycled. Studies show that at least 80 seabird species ingest plastic, mistaking it for food. Cigarette lighters, toothbrushes, and other trash have been found in the stomachs of dead albatrosses.

Reduce your plastics: Avoid single-use plastics including bags, bottles, wraps, and disposable utensils. It's far better to choose reusable items, but if you do have disposable plastic, be sure to recycle it.

7 Watch Birds, Share What You See

The challenge: The world's most abundant bird, the Passenger Pigeon, went extinct, and people didn't realize how quickly it was vanishing until it was too late. Monitoring birds is essential to help protect them, but tracking the health of the world's 10,000 bird species is an immense challenge.

The cause: To understand how birds are faring, scientists need hundreds of thousands of people to report what they're seeing in backyards, neighborhoods, and wild places around the world. Without this information, scientists will not have enough timely data to show where and when birds are declining around the world.

Enjoy birds while helping science and conservation: Join a project such as eBird, Project FeederWatch, Breeding Bird Survey, or the International Shorebird Survey to record your bird observations. Your contributions will provide valuable information to show where birds are thriving—and where they need our help.

If you don't yet know how to use eBird, we have a free course to help you get the most out of the project and its tools:

<https://academy.allaboutbirds.org/product/ebird-essentials/>.


© Copyright Princeton University Press. No part of this book may be distributed, posted, or reproduced in any form by digital or mechanical means without prior written permission of the publisher.

GUIDE TO SPECIES



Vermilion Flycatcher ©Evan Lipton/Macaulay Library

For general queries contact webmaster@press.princeton.edu.




ADULT



ADULT



JUVENILES



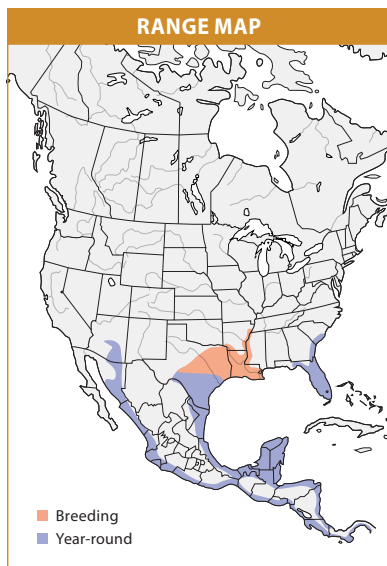
ADULT

SIZE & SHAPE The Black-bellied Whistling-Duck is a large, gooselike duck with a long neck, long legs, and short tail. In flight, look for broad wings, a long neck, and a hunched back.

COLOR PATTERN The Black-bellied Whistling-Duck appears dark overall with a chestnut breast and black belly set off by a bright pink bill and legs. It has a grayish face and a broad, white patch in the wings which appears as a stripe down its wing while at rest.

BEHAVIOR Flocks of Black-bellied Whistling-Ducks regularly feed on waste grain in agricultural fields, often at night. Listen for their high-pitched whistles as they travel from feeding fields to roosting sites. They often perch in trees and on logs over water. They nest in cavities and they take readily to nest boxes.

HABITAT Black-bellied Whistling-Ducks roam edges of shallow ponds, golf courses, city parks, and schoolyards. They also frequent agricultural fields, particularly flooded rice fields.



The **Black-bellied Whistling-Duck** is a boisterous duck with a brilliant pink bill and an unusual, long-legged silhouette. In places like Texas and Louisiana, watch for noisy flocks of these gaudy ducks dropping into fields to forage on seeds or loafing on golf course ponds.

For general queries contact webmaster@press.princeton.edu.

INDEX

A

Accipiter cooperii, 165
Actitis macularia, 127
Aeronautes saxatalis, 105
Agelaius phoeniceus, 283
Aimophila ruficeps, 272
Aix sponsa, 76
Amazilia yucatanensis, 110
Ammodramus savannarum, 256
Amphispiza bilineata, 260
Anas
 acuta, 84
 diazii, 82
 fulvigula, 83
 platyrhynchos, 81
Anhinga, 142
Anhinga anhinga, 142
Anser caerulescens, 73
Antigone canadensis, 115
Aphelocoma woodhouseii, 210
Archilochus
 alexandri, 107
 colubris, 106
Ardea
 alba, 148
 herodias, 147
Arenaria interpres, 124
Athene cunicularia, 174
Auriparus flaviceps, 217
Aythya
 affinis, 87
 americana, 86
 valisineria, 85

B

Baeolophus
 atricristatus, 216
 bicolor, 215
Bartramia longicauda, 121
Blackbird
 Brewer's, 286
 Red-winged, 283
Bluebird
 Eastern, 243
 Mountain, 244
Bobwhite, Northern, 89
Bombycilla cedrorum, 248
Branta canadensis, 74
Bubo virginianus, 173
Bubulcus ibis, 152
Bunting
 Indigo, 307
 Lark, 259
 Painted, 308
Bushtit, 224

Buteo
 jamaicensis, 170
 lagopus, 171
 lineatus, 168
 swainsoni, 169
Butorides virescens, 153

C

Cairina moschata, 75
Calamospiza melanocorys, 262
Calcarius lapponicus, 255
Calidris
 alba, 125
 mauri, 126
Callipepla squamata, 90
Campylorhynchus
 brunneicapillus, 237
Canvasback, 85
Caracara, Crested, 187
Caracara cheriway, 187
Cardellina pusilla, 300
Cardinal, Northern, 302
Cardinalis
 cardinalis, 302
 sinuatus, 303
Catbird, Gray, 239
Cathartes aura, 160
Catharus guttatus, 245
Catherpes mexicanus, 233
Certhia americana, 230
Chaetura pelagica, 104
Charadrius vociferus, 120
Chat, Yellow-breasted, 276
Chickadee, Carolina, 214
Chlidonias niger, 135
Chondestes grammacus, 261
Chordeiles
 acutipennis, 102
 minor, 103
Circus hudsonius, 164
Coccyzus americanus, 101
Colaptes auratus, 186
Colinus virginianus, 89
Columba livia, 94
Columbina
 inca, 96
 passerina, 97
Contopus
 sordidulus, 191
 virens, 192
Coot, American, 113
Coragyps atratus, 159

Cormorant
 Double-crested, 144
 Neotropic, 143

Corvus
 brachyrhynchos, 211
 corax, 213
 ossifragus, 212

Cowbird
 Bronzed, 284
 Brown-headed, 285

Crane, Sandhill, 115
Creeper, Brown, 230

Crow
 American, 211
 Fish, 212

Cuckoo, Yellow-billed, 101
Curlew, Long-billed, 122
Cyanocitta cristata, 209
Cyanocorax yncas, 208

D

Dendrocygna autumnalis, 72
Dickcissel, 309
Dove
 Common Ground, 97
 Eurasian Collared-, 95
 Inca, 96
 Mourning, 99
 White-winged, 98
Dryobates
 pileatus, 185
 pubescens, 182
 scalaris, 183
 villosus, 184
Duck
 Black-bellied Whistling-, 72
 Mexican, 82
 Mottled, 83
 Muscovy, 75
 Ruddy, 88
 Wood, 76
Dumetella carolinensis, 239

E

Eagle, Bald, 166
Egret
 Cattle, 152
 Great, 148
 Snowy, 149
Egretta
 caerulea, 150
 thula, 149
 tricolor, 151
Elanus leucurus, 162
Empidonax minimus, 193
Eremophila alpestris, 218

Eudocimus albus, 156
Euphagus cyanocephalus, 286

F

Falcon, Peregrine, 189
Falco

peregrinus, 189
sparverius, 188

Finch, House, 251
Flicker, Northern, 186

Flycatcher,
 Ash-throated, 198
 Great Crested, 199
 Least, 193
 Scissor-tailed, 203
 Vermilion, 197

Fulica americana, 113

G

Gadwall, 79
Gallinula galeata, 112
Gallinule,

Common, 112
 Purple, 114

Gavia immer, 140
Geococcyx californianus, 100

Geothlypis trichas, 293
Gnatcatcher, Blue-gray, 231

Godwit, Marbled, 123

Goldfinch,
 American, 254
 Lesser, 253

Goose,
 Canada, 74
 Snow, 73

Grackle,
 Boat-tailed, 288
 Common, 287
 Great-tailed, 289

Grebe,
 Eared, 93
 Pied-billed, 92

Grosbeak,
 Black-headed, 305
 Blue, 306
 Rose-breasted, 304

Gull,
 Franklin's, 130
 Herring, 132
 Laughing, 129
 Ring-billed, 131

H

Haematopus palliatus, 117
Haemorrhous mexicanus, 251
Haliaeetus leucocephalus, 166
Harrier, Northern, 164

Hawk,

Cooper's, 165
 Harris's, 167
 Red-shouldered, 168
 Red-tailed, 170
 Rough-legged, 171
 Swainson's, 169

Heron,

Black-crowned Night-, 154
 Great Blue, 147
 Green, 153
 Little Blue, 150
 Tricolored, 151
 Yellow-crowned Night-, 155

Himantopus mexicanus, 116

Hirundo rustica, 221

Hummingbird,

Black-chinned, 107
 Buff-bellied, 110
 Calliope, 108
 Ruby-throated, 106
 Rufous, 109

Hydroprogne caspia, 134

Hylocichla mustelina, 246

I

Ibis,

White, 156
 White-faced, 157

Icteria virens, 276

Icterus

bullockii, 281
 cucullatus, 280
 galbula, 282
 spurius, 279

Ictinia mississippiensis, 163

J

Jay,

Blue, 209
 Green, 208
 Woodhouse's Scrub-, 210

Junco, Dark-eyed, 264

Junco hyemalis, 264

K

Kestrel, American, 188

Killdeer, 120

Kingbird,

Eastern, 202
 Western, 201

Kingfisher, Belted, 176

Kinglet,

Golden-crowned, 225
 Ruby-crowned, 226

Kiskadee, Great, 200

Kite,

Mississippi, 163
 White-tailed, 162

L

Lanius ludovicianus, 207

Lark, Horned, 218

Larus

argentatus, 132
 delawarensis, 131

Leiostyris celata, 292

Leucophaeus

atricilla, 129
 pipixcan, 130

Limosa fedoa, 123

Longspur, Lapland, 255

Loon, Common, 140

M

Mallard, 81

Mareca

americana, 80
 strepera, 79

Martin, Purple, 219

Meadowlark,

Eastern, 278
 Western, 277

Megascops asio, 172

Megascops asio, 172

Melanerpes

aurifrons, 180
 carolinus, 181
 erythrocephalus, 178
 formicivorus, 179

Meleagris gallopavo, 91

Melospiza

lincolni, 270
 melodia, 269

Melospiza fusca, 271

Mimus polyglottos, 242

Mniotilta varia, 290

Mockingbird, Northern, 242

Molothrus

aeneus, 284
 ater, 285

Myiarchus cinerascens, 141

Myiarchus

cinerascens, 198
 crinitus, 199

Myiopsitta monachus, 190

N

Nighthawk,

Common, 103
 Lesser, 102

Numenius americanus, 122

Nuthatch,

Brown-headed, 229
 Red-breasted, 227
 White-breasted, 228

Nyctanassa violacea, 155

Nycticorax nycticorax, 154

O

Oriole,
 Baltimore, 282
 Bullock's, 281
 Hooded, 280
 Orchard, 279
Osprey, 161
Owl,
 Barred, 175
 Burrowing, 174
 Eastern Screech-, 172
 Great Horned, 173
Oxyura jamaicensis, 88
Oystercatcher, American, 117

P

Pandion haliaetus, 161
Parabuteo unicinctus, 167
Parakeet, Monk, 190
Parula, Northern, 294
Passer domesticus, 250
Passerculus sandwichensis, 268
Passerella iliaca, 263
Passerina
 caerulea, 306
 ciris, 308
 cyanea, 307
Pelecanus
 erythrorhynchos, 145
 occidentalis, 146
Pelican,
 American White, 145
 Brown, 146
Petrochelidon
 fulva, 223
 pyrrhonota, 222
Pewee,
 Eastern Wood-, 192
 Western Wood-, 191
Phainopepla, 249
Phainopepla nitens, 249
Phalacrocorax
 auritus, 144
 brasiliensis, 143
Phaethicus
 ludovicianus, 304
 melanocephalus, 305
Phoebe,
 Black, 194
 Eastern, 195
 Say's, 196
Pigeon, Rock, 94
Pintail, Northern, 84
Pipilo
 chlorurus, 273
 erythrophthalmus, 275
 maculatus, 274
Piranga rubra, 301

Pitangus sulphuratus, 200
Platalea ajaja, 158
Plegadis chihi, 157
Plover,
 American Golden-, 119
 Black-bellied, 118
Pluvialis
 dominica, 119
 squatarola, 118
Podiceps nigricollis, 93
Podilymbus podiceps, 92
Poecile carolinensis, 214
Poliophtila caerulea, 231
Porphyrio martinica, 114
Porzana carolina, 111
Progne subis, 219
Protonotaria citrea, 291
Psaltiriparus minimus, 224
Pyrocephalus rubinus, 197

Pyrrhuloxia, 303

Q

Quail, Scaled, 90
Quiscalus
 major, 288
 mexicanus, 289
 quiscula, 287

R

Raven, Common, 213
Redhead, 86
Regulus
 calendula, 226
 satrapa, 225
Roadrunner, Greater, 100
Robin, American, 247
Rynchops niger, 139

S

Salpinctes obsoletus, 232
Sanderling, 125
Sandpiper,
 Spotted, 127
 Upland, 121
 Western, 126
Sapsucker, Yellow-bellied, 177
Sayornis
 nigricans, 194
 phoebe, 195
 saya, 196
Scaup, Lesser, 87
Selasphorus
 calliope, 108
 rufus, 109

Setophaga
 americana, 294
 coronata, 298
 dominica, 299
 palmarum, 296
 petechia, 295
 pinus, 297
Shoveler, Northern, 78
Shrike, Loggerhead, 207
Sialia
 currucoides, 244
 sialis, 243
Siskin, Pine, 252
Sitta
 canadensis, 227
 carolinensis, 228
 pusilla, 229
Skimmer, Black, 139
Sora, 111
Sparrow,
 Black-throated, 257
 Brewer's, 262
 Chipping, 260
 Field, 261
 Fox, 263
 Grasshopper, 256
 Harris's, 266
 House, 250
 Lark, 258
 Lincoln's, 270
 Rufous-crowned, 272
 Savannah, 268
 Song, 269
 White-crowned, 265
 White-throated, 267
Spatula
 clypeata, 78
 discors, 77
Sphyrapicus varius, 177
Spinus
 pinus, 252
 psaltria, 253
 tristis, 254
Spiza americana, 309
Spizella
 breweri, 259
 passerina, 257
 pusilla, 258
Spoonbill, Roseate, 158
Starling, European, 238
Sterna
 forsteri, 137
 hirundo, 136
Sternula antillarum, 133
Stilt, Black-necked, 116
Stork, Wood, 141
Streptopelia decaocto, 95
Strix varia, 175

For general queries contact webmaster@press.princeton.edu.

Sturnella
magna, 278
neglecta, 277
Sturnus vulgaris, 238
Swallow,
 Barn, 221
 Cave, 223
 Cliff, 222
 Tree, 220
Swift,
 Chimney, 104
 White-throated, 105
T
Tachycineta bicolor, 220
Tanager, Summer, 301
Teal, Blue-winged, 77
Tern,
 Black, 135
 Caspian, 134
 Common, 136
 Forster's, 137
 Least, 133
 Royal, 138
Thalasseus maximus, 138
Thrasher,
 Brown, 241
 Curve-billed, 240
Thrush,
 Hermit, 245
 Wood, 246
Thryomanes bewickii, 236
Thryothorus ludovicianus, 235
Titmouse,
 Black-crested, 216
 Tufted, 215
Towhee,
 Canyon, 271
 Eastern, 275
 Green-tailed, 273
 Spotted, 274

Toxostoma
curvirostre, 240
rufum, 241
Tringa semipalmata, 128
Troglodytes aedon, 234
Turdus migratorius, 247
Turkey, Wild, 91
Turnstone, Ruddy, 124
Tyrannus
forficatus, 203
tyrannus, 202
verticalis, 201

V
Verdin, 217
Vireo,
 Red-eyed, 206
 Warbling, 205
 Yellow-throated, 204
Vireo
flavifrons, 204
gilvus, 205
olivaceus, 206
Vulture,
 Black, 159
 Turkey, 160

W
Warbler,
 Black-and-white, 290
 Orange-crowned, 292
 Palm, 296
 Pine, 297
 Prothonotary, 291
 Wilson's, 300
 Yellow, 295
 Yellow-rumped, 298
 Yellow-throated, 299
Waxwing, Cedar, 248
Wigeon, American, 80
Willet, 128

Woodpecker,
 Acorn, 179
 Downy, 182
 Golden-fronted, 180
 Hairy, 184
 Ladder-backed, 183
 Pileated, 185
 Red-bellied, 181
 Red-headed, 178
Wren,
 Bewick's, 236
 Cactus, 237
 Canyon, 233
 Carolina, 235
 House, 234
 Rock, 232

Y
Yellowthroat, Common, 293
Z
Zenaida
asiatica, 98
macroura, 99
Zonotrichia
albicollis, 267
leucophrys, 265
querula, 266